



PTC255



PTC255i

PTC255 & PTC255i

Premium Temperature Calibrators (Multi-Function) RT to 255°C (RT to 491°F)

The Druck PTC255 series of Premium Temperature Calibrators are characterised by their unparalleled performance and outstanding ease of operation. By means of the intuitive menu structure, all necessary inputs can be made quickly and easily. The large touch screen has plenty of room to display the reference, target and devices under test temperatures. At the end of a calibration process, the PTC255 series provide the complete calibration certificate.

Features

- Patented control technology - Fastest stabilisation times on the market - Time savings of up to 50 %
- Four functions in one calibrator (dry block / calibration bath / infrared / surface)
- Large calibration volume / large calibration insert for simultaneous calibration of many devices under test
- Patented touch screen function for simple and convenient operation
- Automatic generation of the calibration certificate
- Device under test management with optional barcode scanner (P/N IOPTC-BAR-1)
- Integrated measuring model available (PTC255i)
- Automatic calibration with optional camera P/N IOPTC-CAM-2 and holder P/N IOPTC-CAM-1

Druck temperature calibrators

Druck temperature calibrators are used for the verification of the functionality and calibration of temperature measuring devices and temperature sensors with a special focus on long-term reliability and utmost accuracy in combination with easy operation.

Every Druck temperature calibrator is meticulously tested for accuracy and stability. This is certified by our traceable factory calibration certificate, which we issue with every temperature calibrator, or an optional Dakks (ISO17025) accredited calibration certificate can be purchased. This is to guarantee that you receive a perfect product which can be traced back to national and international temperature measurement standards.

Features

Four functions in one temperature calibrator

- Covering all calibration tasks with only one model: Dry block, infrared and surface calibration as well as calibration by means of a calibration bath
→ Cost savings due to a reduction in the number of versions required
- Quick and easy change between the calibration functions
- Additional calibration functions for your application
→ Air Shield Insert for the best measurement uncertainties



See accessories



Calibration bath tub
P/N IOPTC-BT-1



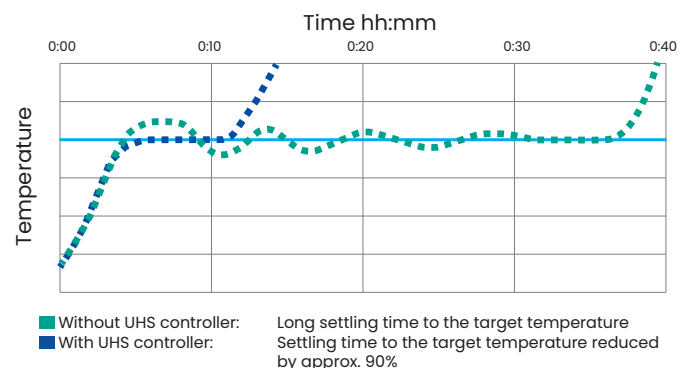
Infrared calibration insert
P/N IOPTC-INF-1



Surface calibration insert
P/N IOPTC-SURF-1


Temperature control with ultra high speed (UHS) controller

- Temperature regulator with model-based state control
- Special regulation algorithm based on knowledge and experience from space travel
- Unique temperature stability of $< 0.001\text{ }^{\circ}\text{C} / \text{K}$
- Anticipatory activation of the heating and cooling elements
→ The settling time to the target temperature is reduced by approx. 90% at each calibration point
→ Time savings of up to 50% with each calibration process



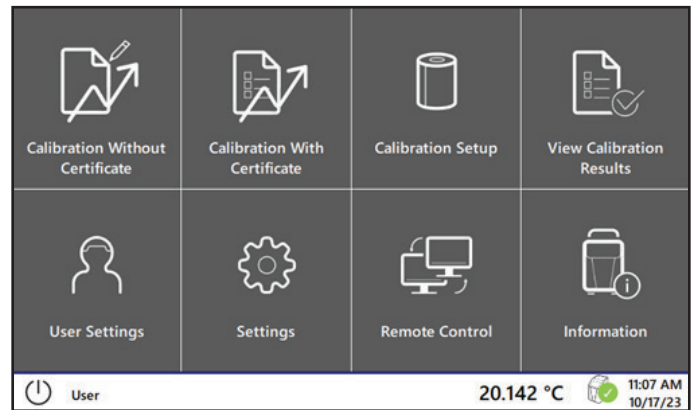
Air Shield Insert P/N IOPTC-DB-23 (supplied as standard)

- Patented dry block version with optimum radial and axial temperature distribution
- Automatic centring of the air shield insert in the block
→ User errors due to jiggling or twisting are excluded



User Interface

- Simple operation of the temperature calibrator via the integrated 7" touch screen
 - Intuitive operation of the calibration functions
 - Management of calibration data directly on the calibrator
- Clear display
 - All important information at a glance
- Completely paperless calibration
 - Value calculation and transmission errors are excluded
- Glass surface made of multi-panel safety glass
 - Extremely robust against damage
 - Easy cleaning of the surface
 - Suitable for use in the food industry



Automatic calibration with camera and holder

In calibration processes for devices under test with their own temperature display, the display of the DUT must be read for each calibration point. The read value is transferred by the user to the calibrator or the calibration certificate, and the subsequent calibration point is only approached after a manual acknowledgement. For this purpose, the user must return to the calibrator at each calibration point. In some cases, this can lead to long delays if the user carries out other tasks in between. With our automatic calibration with a camera, these time-intensive intermediate steps are no longer needed:

- The patented camera system automatically creates a recording of the DUT display at each calibration point. The subsequent calibration point is approached directly afterwards
 - No user interaction is required during the calibration process, as it is implemented automatically
 - All test points are approached without waiting times
- Upon completion of the entire calibration process, the user transmits the data of the created display records to the calibrator or calibration certificate
 - During the entire calibration process, the user is free to carry out other tasks
- The visual records of the device under test display at each calibration point are saved and attached to the calibration certificate as verification
- **P/N IOPTC-CAM-1** Camera holder for USB camera
- **P/N IOPTC-CAM-2** Camera



Technical data

PTC255 / PTC255i Functions		
Temperature range	Room temperature to 255 °C	Room temperature to 491 °F
Dimension for the calibration insert	Ø 60 x 170 mm (calibration insert easily exchangeable)	
Dry block Air Shield Insert (Function 1)	External reference temperature sensor	
Display accuracy	±0.08 °C	±0.144 °F
Temperature stability	±0.010 °C	0.018 °F
Temperature distribution → Axial → Radial	±0.080 °C ±0.050 °C	±0.144 °F ±0.009 °F
Influence of load	±0.025 °C	0.045 °F
Infrared calibration (Function 2)	Internal reference temperature sensor	
Display accuracy	±0.5 °C	±0.9 °F
Temperature stability	±0.05 °C	±0.09 °F
Emission factor	0.9994	
Calibration bath (stirred), tub insert (Function 7). Note 1	External reference temperature sensor	
Display accuracy	±0.35 °C	0.63 °F
Temperature stability	±0.05 °C	0.09 °F
Temperature distribution → Axial → Radial	±0.300 °C ±0.150 °C	0.540 °F 0.270 °F
Influence of load	±0.100 °C	±0.180 °F
Surface calibration (Function 4)	External reference temperature sensor	
Display accuracy	±1 °C	±1.8 °F
Temperature stability	±0.2 °C	±0.36 °F

Note 1: Function 7 calibrated with 50cst silicon oil (P/N TCL50 not included)

PTC255 / PTC255i			
Heating time			
→ 20 °C to 245 °C	→ 68 to 473 °F	15 min	
→ 20 °C to 255 °C	→ 68 to 491 °F	17 min	
Cooling time			
→ 225 °C to 30 °C	→ 491 to 86 °F	50 min	
Resolution of the temperature display	0.1 / 0.01 / 0.001 °C (selectable)		0.1 / 0.01 / 0.001 °F (selectable)
Hysteresis	±0.010 °C		±0.018 °F
Temperature units	°C / °F / K (selectable)		
Reference temperature sensor	internal, fixed installation / external (selectable)		
Interfaces	Ethernet, 3 x USB		
Connectivity	Serial communication and HTTP		
Dimensions			
→ Width	210 mm		
→ Height	330 + 50 mm (Handle)		
→ Depth	300 mm		
Weight	Approx. 8.5 kg		
Power supply	110...115 V ac, 60 Hz / 230 V ac, 50 Hz, Protective conductor (PE) needed		
Power consumption	Approx. 1100 W		
Adjustable temperature range	0 to 255 °C		32 to 491 °F
Display	Brilliant color touchscreen (7 inches), multi panel safety glass		
Approvals			
Approvals	CE marked, REACH, WEEE, UKCA, RCM, Batteries Regulation (EU) 2023/1542		
RoHS	EU: 2011/65/EU, UK: S.I.2012/3032, UAE, China		
EMC	EU: 2014/30/EU, UK: S.I.2016/1091, Australia: RCM		
Electrical Safety	LVD – 2014/35/EU, UK: S.I.2016/1101		

Technical data

PTC255i: integrated measuring instrument

Device under test inputs - resistance thermometers		
Number of channels	2	
Connection	4 mm safety socket, 4 per channel	
Connection type	2-, 3-, 4-wire technology	
Resistance range → Pt100 → Pt1000	0...400 Ω 0...4000 Ω	
Accuracy → Pt100 → Pt1000	±0.03 °C ±0.06 °C	±0.054 °F ±0.108 °F
Device under test inputs - thermocouple		
Number of channels	2	
Connection	2x thermocouple socket (mini)	
Measuring range	-10 to 100 mV	
Accuracy cold junction	±0.3 °C	±0.054 °F
Accuracy → Type K → Type J → Type N → Type E → Type T → Type R → Type S	±0.08 °C ±0.07 °C ±0.13 °C ±0.06 °C ±0.09 °C ±0.78 °C ±0.73 °C	±0.144 °F ±0.126 °F ±0.234 °F ±0.108 °F ±0.162 °F ±1.404 °F ±1.314 °F
Standard signal input (current)		
Number of channels	1	
Connection	4 mm safety socket	
Measuring range	0 to 24 mA	
Accuracy	0.01 % of range	
Standard signal input (voltage)		
Number of channels	1	
Connection	4 mm safety socket	
Measuring range	0 to 12 VDC	
Accuracy	0.01 % of range	
Switch test		
Number of channels	2	
Transmitter supply		
Output current	Max. 24 mA	
Output voltage	24 VDC	

The integrated measuring instrument in detail

Your benefits of the integrated measuring instrument at a glance:

The following DUTs can be connected to the integrated measuring instrument:



Ordering information for PTC255 and PTC255i

The PTC255 series are supplied with a safety manual and traceable factory calibration certificate as standard along with the following kit:

Kit included as standard

DRUCK P/N	Description
IOPTC-DB-23	Insert Air shield 1x Ø2.0, 1x Ø3.3, 3x Ø3.5, 2x Ø4.5, 1x Ø6.0 mm (Aluminium)
IOPTC-EXSEN-1	External Reference Sensor (-55 to 255 °C) straight version
IOPTC-BT-1	Tub insert; (bath) Ø60 mm
ISPTC-20	Universal plug and lead set
ISPTC-BN-PLUGS	Banana plugs (only on PTC255i model)
ISPTC-ET-1	Insert exchange tongs
ISPTC-EC-1	Ethernet Cable
ISPTC-BWC-1	Liquid Bath work cover

1. Select the model
2. Select PTC and External reference sensor (ext ref sensor) calibrations
3. Select Integrated measurement calibrations (if selected PTC255i)

Model Type (Mandatory to select one)

PTC255 Premium Temperature Calibrator (Multi-Function)

PTC255i Premium Temperature Calibrator (Multi-Function with Integrated measurement)

PTC and ext ref sensor calibration certificate – select only one

- 0** Traceable factory calibration on PTC
- 1** Dakks (ISO17025) accredited calibration on PTC (Functions 1 and 7)

Integrated Measurement Calibration certificate – select only one (only available on PTC255i model)

- 0** Traceable factory calibration on integrated measurement
- 1** Dakks (ISO17025) accredited calibration on Integrated measurement –
Traceable factory calibration certificate also included.

Example model numbers: **PTC255-0**
PTC255i-0-1

Please state any accessories required as separate items when placing order.

The PTC255 and PTC255i versions are compatible with the following accessories unless otherwise specified.

DRUCK P/N	Description
IOPTC-DB-8	Insert Air Shield 1x Ø3.5, Ø6.5, Ø8.5, Ø10.5 mm (Aluminium)
IOPTC-DB-9	Insert Air Shield 2x all Ø3.5, Ø4.5, Ø6.5, Ø8.5, Ø10.5 mm (Aluminium)
IOPTC-DB-10	Insert Air Shield 3x all Ø3.5, Ø6.5, Ø8.5, Ø10.5 mm (Aluminium)
IOPTC-DB-11	Insert Air Shield 1x Ø4.5, Ø5, Ø5.5, Ø6.5, Ø8.5, Ø9, Ø9.5, Ø10.5, 2x Ø3.5 mm (Aluminium)
IOPTC-DB-23	Insert Air shield 1x Ø2.0, 1x Ø3.3, 3x Ø3.5, 2x Ø4.5, 1x Ø6.0 mm (Aluminium)
IOPTC-DB-24	Insert Air shield without bore holes Ø60 mm (Aluminium)
IOPTC-BT-1	Tub insert; (bath) Ø60 mm
IOPTC-INF-1	Infrared insert Ø60 mm (Aluminium)
IOPTC-SURF-1	Surface insert Ø60 mm (Aluminium)
IOPTC-CAM-1	Camera holder for USB camera
IOPTC-CAM-2	Camera
IOPTC-BAR-1	Barcode scanner
IOPTC-CASE-1	Transport case with trolley
TCL50	Calibration Liquid (silicon oil 50 CST) BAC-405

The PTC255 is supplied with **P/N IOPTC-EXSEN-1** External reference probe of 3mm diameter. When ordering inserts, the recommendation for the ext ref probe drilling should be 3.3mm to 3.5mm.